

PRESS RELEASE

Voice of the People© 2006

OPINIONS ON TERRORISM

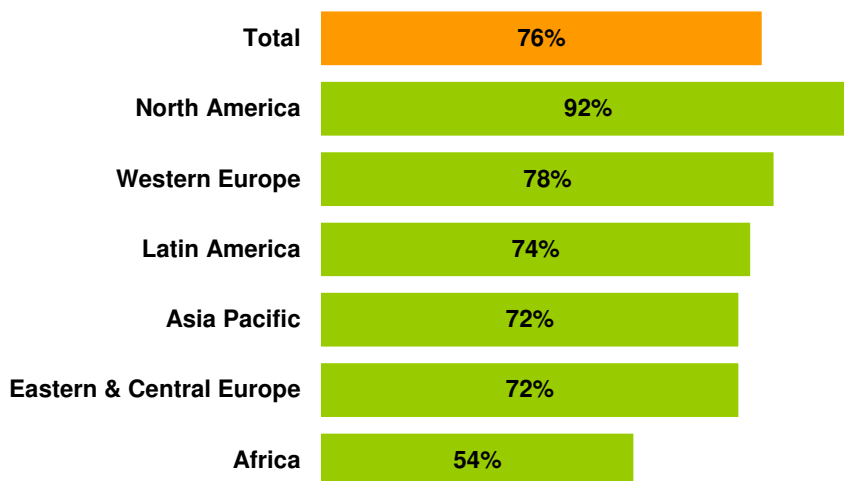
**EMBARGO: Not to be published before 16th November 2006 – International Day for
Tolerance**

KEY FINDINGS

Three quarters of the world population believes terrorism is a threat to their country, according to a new Voice of the People© survey of more than 59,000 interviews in 63 countries, released by Gallup International for the International Day for Tolerance, 16th November. Terrorism is seen as a concrete menace for large majorities in most countries from all over the world. Gallup International’s survey also shows opinions are divided when it comes to assessing US’s role in the fight against terrorism.

Commenting on the results of this study, Meril James, Secretary General of Gallup International commented “There is a paradox in terrorism, as much as it divides the world, it also unites it in the fear towards it; all over the globe, people are worried they will become victims of terrorism, our Voice of the People © 2006 edition shows.”

**Do you think terrorism is or not a threat to your country?
% that believes terrorism is a threat to their country**



Source: Gallup International Association – Voice of the People © 2006

Three quarters (76%) of the world's population interviewed believe terrorism is a threat to their country. This fear is extended across all regions. It reaches its maximum level in North America, with 92%. Large majorities in Western Europe (78%), Latin America (74%), Eastern and Central Europe (72%) and Asia Pacific (72%) share this fear. Even in Africa, the area where this feeling is lower, still more than half fear terrorist attacks (54%).

Terrorism is a threat to country

Country by country results

Colombia	97%
India	97%
Israel	93%
USA	93%
Peru	91%
UK	90%
Indonesia	89%
Russia	87%
Spain	85%
Turkey	85%
France	84%
Germany	82%
Panama	82%
Thailand	82%
Italy	80%
Canada	80%
Singapore	78%
Pakistan	76%
Denmark	73%
Venezuela	71%
Japan	71%
Korea	71%
Phillipines	71%
Norway	69%
Kenya	68%
Paraguay	67%
Mexico	66%
Netherlands	65%
Dominican Republic	65%
Argentina	62%
Bolivia	62%
Vietnam	61%

Luxembourg	60%
Malaysia	59%
Macedonia	58%
South Africa	58%
Portugal	57%
Bulgaria	54%
Kosovo	54%
Poland	53%
Gabon	52%
Morocco	52%
Nigeria	52%
Ghana	51%
Serbia	50%
Romania	49%
Greece	48%
Congo	48%
Sweden	47%
Czech Republic	47%
Moldova	47%
Switzerland	46%
Ukraine	46%
Taiwan	45%
Cameroon	44%
Hong Kong	43%
Chile	41%
Croatia	40%
Finland	32%
Senegal	32%
Austria	29%
Iceland	25%
Albania	20%

Source: Gallup International Association – Voice of the People © 2006

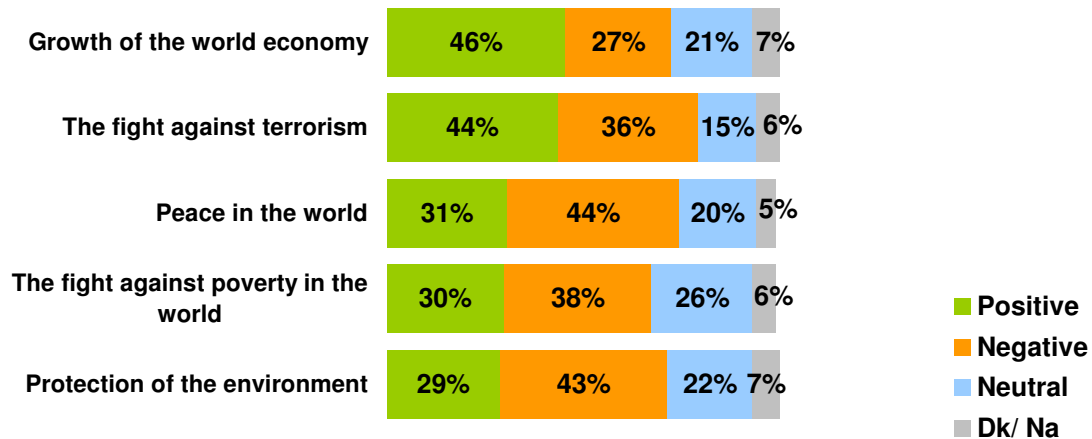
To respondents in the survey, terrorism represents a significant threat in most of the countries participating and becomes especially feared in Colombia (97%), India (97%), Israel (93%) and the US (93%). At the other extreme, in Finland (32%), Senegal (32%), Austria (29%), Iceland (25%) and Albania (20%) the threat of terrorism diminishes greatly. It should be noted that in 58 of the 63 countries involved in the survey, fear of terrorism haunts at least 4 out of 10 citizens. Not surprisingly, fear for terrorism can be found in countries where it has, indeed, already struck, but it is interesting to note majorities feel menaced by terrorism in several countries that have not been recent victims.

In North America, both the US citizens (93%) and Canadians (80%) feel terrorism menacing them. In Western Europe, overall the fear to terrorism is present in all countries. Exceptions are Iceland (25%), Austria (29%) and Finland (32%), countries where compared to the rest of the world, the alert against terrorism is low. In this same region we find Israel (93%) and UK (90%) who rate among the most worried and also Spain (85%), France (84%), Germany (82%) with very high percentages.

Terrorism represents a menace to all Latin American countries participating in the survey. Colombia (97%) has the highest figure, though it should be noted that this probably is a response mainly to internal terrorism represented by FARC. In Chile the lowest figure can be found (41%). In Russia (87%) and Turkey (85%) wounds from domestic group attacks-some linked to international groups-have not healed yet and they are the most worried in Eastern and Central Europe. On the other hand in Albania (20%) fear of terrorism is at its lowest. In the other countries in this region, roughly half of the populations see terrorism as a threat. India (97%), Indonesia (89%) and Thailand (82%) all countries with heavy loads of terrorist incidents are the most worried countries in a region where overall, this fear is present in most countries. The lower figures were traced in Taiwan (45%) and Hong Kong (43%). In Africa, Kenyans (68%) feel terrorism having experienced it in reality, whilst nearby in Senegal only 32% of the population considers terrorism is a concrete threat.

Opinion on US's contribution to different issues

Does the US tend to play a positive role, a negative role or a neutral role in the following issues?

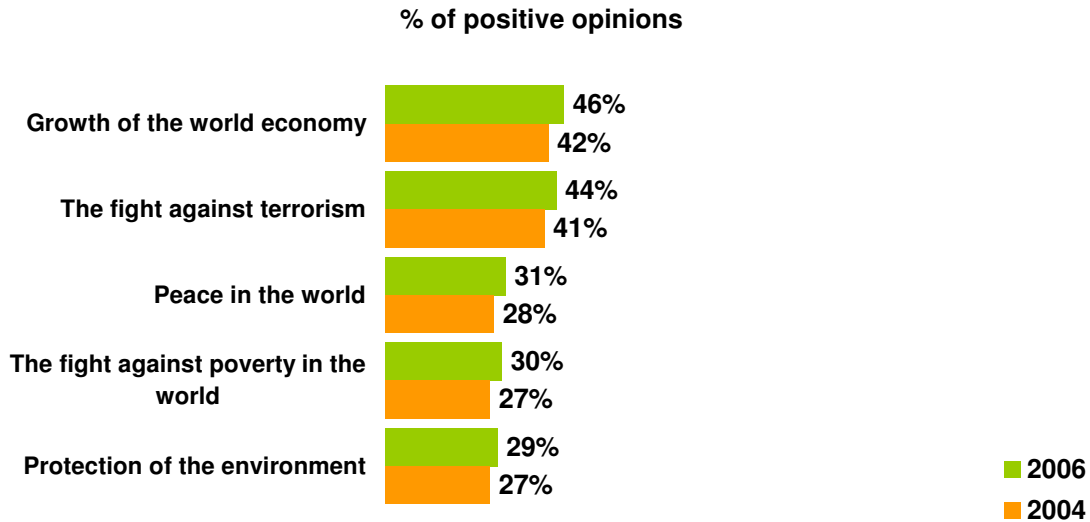


Source: Gallup International Association – Voice of the People © 2006

Voice of the People© asked respondents to assess whether the United States contribution was positive, negative or neutral on global issues amongst which was the fight against terrorism. Others included the growth of the world economy, peace in the world, the fight against poverty in the world and protection of the environment.

Overall, the role of the US is considered negative by the global population regarding peace in the world, the fight against poverty and protection of the environment. Opinions are more divided regarding the role of US in the fight against terrorism. The contribution of the United States to the growth of the world economy is the only issue where significantly more people across the world rate their role as positive than negative.

Opinion on US's contribution to different issues

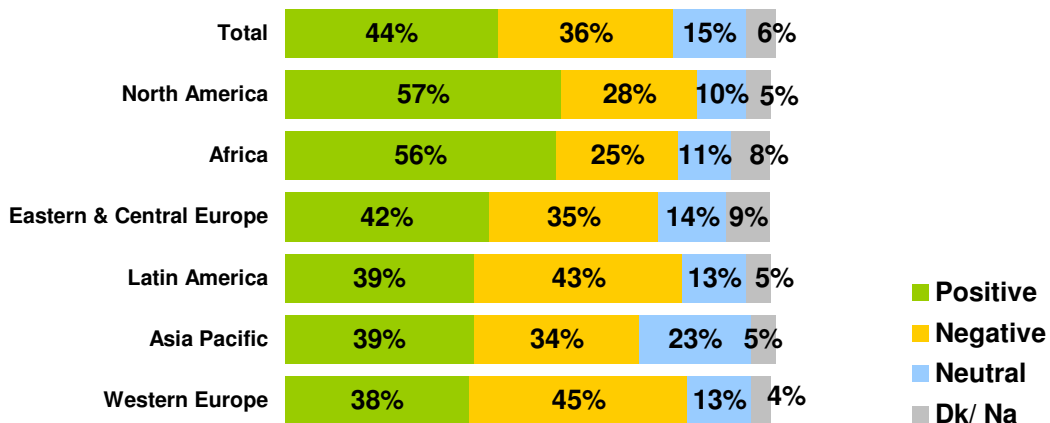


Source: Gallup International Association – Voice of the People © 2006

It is very interesting to note that no significant differences could be traced in Voice of the People© 2006/ 2004. As shown in the chart above, for all dimensions tested, opinions regarding the role of US in these issues remain relatively stable.

Opinion on US's contribution to the fight against terrorism

BY REGION



Source: Gallup International Association – Voice of the People © 2006

In Africa and North America itself there is a positive view of US's role in the fight against terrorism. In Eastern and Central Europe, Latin America and Asia Pacific opinions are more divided whereas in Western Europe the main opinion is critical. Even so, the regional picture masks polarized opinions in many regions.

Looking at the separate countries of North America shows 40% of Canadians and 59% of Americans hold this view. But deeper analysis of the US results shows that a quarter (26%) of US citizens themselves feel the contribution of their country has been negative on this dimension. It is also interesting to note that Voice of the People© has traced a downtrend in positive opinions from 71% in 2004 to 59% in its current edition, showing criticism is growing gradually in the US.

In Western Europe, the majority of Israelis (82%) and Danes (58%) assess the role of US as positive in the fight against terrorism but they are the only 2 countries to hold this opinion in this region. Britons, who in Voice of the People © 2004's edition favored US's actions on this dimension with 59% now only show 48% of positive opinions. Negative opinions on this issue are held by vast majorities in Greece (76%), Spain (58%), Iceland and Switzerland (61% for both).

Eastern and Central Europe is a region where opinions divide with large majorities in several countries assessing the US contribution as positive whilst others are less enthusiastic. Positive countries include Albania (69%), Kosovo (67%), Romania (59%), Moldova (58%), Poland (58%), Russia (52%) and Czech Republic (52%) whilst amongst others, Croatia (62%) and especially Turkey (77%) are less enthusiastic.

In Africa, 5 out of 10 or more in all countries assess US role positively on this with people from Gabon (64%), Nigerians (63%) and Kenyans (63%) being the most positive. The exception is Morocco, country where criticism ascends to 67%

In Latin America overall, 39% are positive about the role of the States in the fight against terrorism, but more (43%) are negative. Argentina is the most critical of the US (71%), while in Colombia, a frequent victim of terrorism, 62% are positive.

In Asia Pacific, opinions are highest in India and the Philippines but large elements of the population being critical of the US role are found in Malaysia, Pakistan and Indonesia, with large populations of Muslims in these countries.

-----ends-----

EDITOR'S NOTES**The Voice of the People© Survey**

Gallup International's unique survey **Voice of the People©** interviews more than 59,000 people in 63 countries around the world, representing the views and attitudes of more than 1.5 billion global citizens. Fieldwork was conducted between July and September 2006.

Gallup International

Registered in Zurich as a verein (Association), Gallup International was established in 1947 by George H Gallup and his European colleagues. It currently has member agencies in 65 countries across the world, conducting market and opinion research in more than 100 countries.

Contact:

Meril James, Secretary General

Tel: +44 207 868 6655

Email: gallupinternational@btconnect.com

www.gallup-international.com

www.voice-of-the-people.net

For further information on any individual country results, please see contact information below:

Country	Contact	E-mail	Company	Mode	Sample Type	Size	Fieldwork Dates
Albania	Maria Dede	maridede@albnet.net	TNS Index Albania GIA	Face-to-face	Urban	800	August 7 – August 15
Argentina	Ricardo Hermelo Constanza Cilley	ricardo.hermelo@tns-gallup.com.ar constanza.cilley@tns-gallup.com.ar	TNS Gallup Argentina	Face-to-face	National	1010	August 18– August 22
Austria	Ingrid Lusk	i.lusk@gallup.at	Karmasin Marktforschung Gallup Österreich	Face-to-face	National	969	July 27 – August 20
Bolivia	Luis Alberto Quiroga	proyectos@encuestas-estudios.com	Encuestas & Estudios	Face-to-face	Urban	1319	August 1 – August 17
Bulgaria	Anton Valkovski	a.valkovski@gallup-bbss.com	TNS BBSS Gallup International	Face-to-face	National	1001	July 25 – August 8
Cameroon	Simplice Ngampou	Sngampou@rms-international.net	RMS Cameroon	Face-to-face	Douala & Yaoundé	528	August 11 – August 15
Canada	Anne-Marie Marois	Ammarois@legermarketing.com	Leger Marketing	Telephone	National	1000	July 12 – July 16
Chile*	Claudio Contardo	claudiocontardo@sigmados.cl	Sigma Dos Chile S.A.	Face-to-face	Urban	500	July 27 – August 21
Colombia	Carlos Lemoine Cristina Querubin	Clemoine@cnccol.com cquerubin@cnccol.com	Centro Nacional de Consultoría	Telephone	Urban	600	August 18 August 25
Congo*	Simplice Ngampou	sngampou@rms-international.net	RMS Cameroon	Face-to-face	Brazzaville and Pointe Noire	517	July 13- July 18
Croatia	Sdragan Dumicic Mirna Cvitan	Sdragan.dumicic@puls.hr Mirna.cvitan@puls.hr	PULS d.o.o.	Face-to-face	National	1000	August 1– August 22
Czech Republic	Jan Trojacek	trojacek@mareco.cz	Mareco s.r.o.	Face-to-face	National	1000	July 29 - August 9
Denmark	Carina Hogsted Helle Damkjær	carina.hogsted@tns-gallup.dk helle.damkjaer@tns-gallup.dk	TNS Gallup	Telephone	National	500	July 19 – August 11
Dominican* Republic	Amalia Peña	sdrd_datos@verizon.net.do	SIGMA DOS	Face-to-face	Santo Domingo and Santiago	537	August 12 - August 20
Finland	Sakari Nurmela Mirva Väyrynen	sakari.nurmela@tns-gallup.fi mirva.vayrynen@tns-gallup.fi	TNS Gallup	Online panel	National	1249	August 18 August 23
France	Marc-André Allard	marc-andre.allard@tns-sofres.com	TNS Sofres	Face-to-face	National	1012	July 26- July 27
Gabon*	Simplice Ngampou	sngampou@rms-international.net	RMS Cameroon	Face-to-face	Libreville and Port-Gentil	515	July 20- July 25
Germany	Klaus-Peter Schoeppner Johannes Huxoll	Kp.schoeppner@tns-emnid.com johannes.huxoll@tns-emnid.com	TNS Emnid	Telephone	National	505	August 8 – August 11
Ghana*	Dinesh Kithany	dkithany@rms-africa.com	RMS Ghana	Face-to-face	National	1606	August 11 August 19
Greece	Ero Papadopoulou	ero.papadopoulou@tnsicap.gr	TNS ICAP	Telephone	Urban	1000	July 14 – July 26
Hong Kong	Ellen Tops	ellen.tops@tns-global.com	TNS	Online	National	1001	August 4 – August 16
Iceland	Asdis G. Ragnarsdottir	asdisg@gallup.is	IMG Gallup	Net panel	National	1018	August 8– August 25
India	Sharmistha Das	sharmistha.das@tns-global.com	TNS India	Face-to-face	National	1058	July 14 – July 22
Indonesia	Widya Ria Kencana	Widya.Kencana@tns-global.com	TNS Indonesia	Face-to-face	Urban	1000	July 24 – August 10

Country	Contact	E-mail	Company	Mode	Sample Type	Size	Fieldwork Dates
Israel	Dori Shadmon Tamar Fuchs	Dori.shadmon@tns-teleseker.com tamar.fuchs@tns-teleseker.com	TNS/Teleseker	Telephone	Urban (National representative in Jewish and mixed towns – representative of approximately 90% of total adult population)	500	July 18 – July 19
Italy	Paolo Colombo	paolo.colombo@doxa.it	Doxa	Telephone	National	988	July 26 – July 31
Japan	Kiyoshi Nishimura	nisimura@nrc.co.jp	Nippon Research Center, Ltd.	Self administered questionnaires	National	1203	July 27 – August 7
Kenya	George Waititu Paul Omondi	george@steadman-group.com paul@steadman-group.com	Steadman Group International	Face-to-face	National	2001	July 8 – July 13
Kosovo* (UN Administration)	Assen Blagoev	a.blagoev@gallup-bbss.com	BBSS-Index Kosovo	Face-to-face	Albanian plus population	979	August 11– August 17
Luxembourg	Marc Thiltgen	marc.thiltgen@tns-ilres.com	TNS ILRES	Telephone and Online Access Panel	National	528	July 20 – July 31
Macedonia	Elida Medarovska	e.medarovska@brima-gallup.com.mk	BRIMA	Face-to-face	National	1001	July 14 – July 20
Malaysia	Mei Yeng Chia Bee Yoke Yang	MeiYeng.Chia@tns-global.com BeeYoke.Yang@tns-global.com	TNS	Face-to-face	Peninsula Malaysia Urban	1250	July 24 – August 22
Mexico	Luis Herrera	Luis.herrera@tns-gallup.com.mx	TNS Gallup	Face-to-face	National	700	August 2 – August 15
Moldova*	Jigau Ion	cbs_axa@yahoo.com ijig@mail.md	CBS Axa	Face-to-face	National	993	August 19 – August 26
Morocco*	Ilham Abouchraa Rochdi Bakor	i.abouchraa@legemarketing.ma rochdibakor@legemarketing.ma	Leger Marketing Morocco	Face-to-face	Main cities	516	August 5 – August 6
Netherlands	Hanneke Sjerps	hanneke.sjerps@tns-nipo.com	TNS Nipo	CASI	National	1000	August 23 – August 28
Nigeria	Maslina Mokhtar	mmaslina@rms-international.net	RMS	Face-to-face	Urban	500	July 25 – July 31
Norway	Ole Fredrik Uglund Roar Hind	ole.fredrik.ugland@tns-gallup.no roar.hind@tns-gallup.no	TNS Gallup Norway	Web Interviews	National	1008	August 15- August 24
Pakistan	Fatima Idrees	fatima.idrees@gallup.com.pk	Gallup Pakistan	Face-to-face	Urban	796	August 21– September 4
Panama*	Max Del Cid	psmcCorreo@cwpanama.net	PSM SIGMA DOS PANAMA	Telephone	Urban	498	July 21 – August 15
Paraguay*	Marlene Heinrich	cam@pla.net.py	CAM Sigma Dos	Face-to-face	Urban	500	July 30 – August 18
Peru	Gustavo Yrala	gyrala@datum.com.pe	DATUM Internacional S.A.	Face-to-face	National	1123	July 15 – July 18
Philippines	Raymund Pascua	raymund.pascua@asiaresearch.com.ph	Asia Research Organization Inc.	Face-to-face	National	1000	July 10 – August 13
Poland	Grzegorz Dabrowzky	Grzegorz.Dabrowzky@mareco.pl	Mareco Poland	Face-to-face	Urban	1021	July 27 – July 31
Portugal	Hugo Baptista	hugo.baptista@tns-global.com	TNS Euroteste	Telephone	National	1000	July 28 - August 18
Romania	Andrei Musetescu Georgina Radulescu	andrei.musetescu@csop.ro Georgina.radulescu@csop.ro	CSOP	Face-to-face	National	1081	August 2 – August 7
Russia	Victor Pratushevich	Pratushevich.V@rmh.ru	Romir Monitoring	Face-to-face	National	1502	July 19 – July 26
Senegal*	Placide Yaptie	pyaptie@rms-africa.com	RMS-Senegal	Face-to-face	Dakar region	511	July 27- July 29
Serbia	Sladjana Brakus	sladja@tnsmediumgallup.coyu	TNS Medium Gallup	Face-to-face	National	1000	July 14- July 19
Singapore	Jasmine Yang	Jasmine.Yang@tns-global.com	TNS Singapore Pte.Ltd.	Telephone	National	1002	July 13 – August 23

Country	Contact	E-mail	Company	Mode	Sample Type	Size	Fieldwork Dates
South Africa	Mari Harris	marih@markinor.co.za	Markinor	Telephone	National	1001	August 15– August 19
South Korea	Hwanhee Lee	hhlee@gallup.co.kr	Gallup Korea	Face-to-face	National	1504	July 18– August 11
Spain	Gines Garrido	ggarrido@sigmados.com	Sigma Dos	Telephone	National	1000	August 2 – August 10
Sweden	Mai Månsson-Hjelm Matz Johansson	mai.mansson-hjelm@tns-gallup.se matz.johansson@tns-gallup.se	TNS Gallup AB	Telephone	Urban	1000	August 14– August 30
Switzerland	Matthias Kappeler Andrea Büchi	matthias.kappeler@isopublic.ch andrea.buechi@isopublic.ch	ISOPUBLIC AG	Telephone	National	1000	July 19 – August 15
Taiwan	Eric Liu	ericliu@ort.com.tw	Opinion Research Taiwan	Telephone	National	1000	July 13 – August 2
Thailand	Kulchat Wuttigate	kulchat.wuttigate@tns-global.com	TNS Thailand	Telephone	Urban	1000	July 19 – August 4
Turkey	Bengi Ozboyaci	bengi.ozboyaci@tns-global.com	TNS Piar	Face-to-face	National	2045	July 13 – August 15
UK	Marita Carballo	marita.carballo@tns-global.com	TNS	Telephone	National	1025	July 28 – July 30
Ukraine	Alla Vlasyuk	Alla.vlasyuk@tnsofres.com.ua	TNS Ukraine	Face-to-face	National	1200	August 2 – August 9
USA	Thomas Daniels Joe Vogt	thomas.daniels@tns-global.com Joe.vogt@tns-global.com	TNS NA	Online Interactive	National	1022	August 7 – August 15
Venezuela	Romel Romero	romel@sigmados-international.com	Sigma Dos Venezuela	Face-to-face	Urban	1000	August 9 – August 16
Vietnam	Khoa Nguyen	Khoa.Nguyen@tns-global.com	TNS	Face-to-face	Urban	350	August 2 – August 10

***These are not Members of Gallup International Association but reliable companies that we have worked with in these countries.**